

# AUGUST 2019

## Residential Statistics Update

### CUMBERLAND COUNTY



AUG-2018

\$205,000

MEDIAN SALES PRICE

\$216,000

% CHANGE (Y/Y)

5.4%

DAYS ON MARKET

40




NEW LISTINGS

413

ACTIVE LISTINGS

571



UNITS SOLD

365

% CHANGE (Y/Y)

-1.4%

# AUGUST 2019

## Residential Statistics Update

### DAUPHIN COUNTY



AUG-2018

\$162,900

MEDIAN SALES PRICE

\$175,000

% CHANGE (Y/Y)

7.4%

DAYS ON MARKET

41




NEW LISTINGS

411

ACTIVE LISTINGS

657



UNITS SOLD

357

% CHANGE (Y/Y)

-6.8%

# AUGUST 2019

## Residential Statistics Update

### PERRY COUNTY



AUG-2018

\$170,000

MEDIAN SALES PRICE

\$162,500

% CHANGE (Y/Y)

-4.4%

DAYS ON MARKET

51




NEW LISTINGS

41

ACTIVE LISTINGS

73



UNITS SOLD

23

% CHANGE (Y/Y)

-46.5%