

# JULY 2019

## Residential Statistics Update

# CUMBERLAND COUNTY



JULY-2018

**\$205,900**

MEDIAN SALES PRICE (YTD)

**\$213,450**

% CHANGE (Y/Y)

**3.7%**

DAYS ON MARKET

**43**




NEW LISTINGS

**427**

ACTIVE LISTINGS

**881**



UNITS SOLD

**330**

% CHANGE (Y/Y)

**-10.1%**

# JULY 2019

## Residential Statistics Update

### DAUPHIN COUNTY



JULY-2018

\$174,900

MEDIAN SALES PRICE (YTD)

\$174,997

% CHANGE (Y/Y)

0.1%

DAYS ON MARKET

41




NEW LISTINGS

383

ACTIVE LISTINGS

844



UNITS SOLD

335

% CHANGE (Y/Y)

-1.8%

# JULY 2019

## Residential Statistics Update

### PERRY COUNTY



JULY-2018

**\$156,450**

MEDIAN SALES PRICE (YTD)

**\$164,000**

% CHANGE (Y/Y)

**4.8%**

DAYS ON MARKET

**42**




NEW LISTINGS

**33**

ACTIVE LISTINGS

**118**



UNITS SOLD

**29**

% CHANGE (Y/Y)

**-34.1%**